


Name: _____

Date: _____

Activity 1: Be a History Detective!

Directions: There are many ways historians or museum professionals can learn about the past. Many times we think **primary sources** are only writings, letters, papers or books. Another way we can learn about the past is from **artifacts** or images. In this activity we are going to ask you to act like a detective – you will have 2 minutes to look at one image and then answer the following three questions. Imagine that this image was left behind with no description so think creatively and build a possible story about what it might be showing us.



Answer these questions after spending 2 minutes look at the image. There are no wrong answers – but every answer must be supported by what you SEE in the image.

1. What is going on in this picture?
2. What do you SEE that makes you say that?
3. What else do you see? (Take a second look and add to your detective work!)

Name: _____

Date: _____

Activity 2: An Introduction to the Battle of Ridgefield

Directions: Read the following questions before listening to the presentation on the Battle of Ridgefield – it will help you know what to listen for! You can answer the questions as you listen or come back to answer them when the presentation is done.

1. When was Ridgefield established? Who was living in the area before the English colonists?
2. Why was Lott 2, the house of Benjamin Hoytt and later Timothy Keeler, a good place to establish a tavern?
3. What important issues were being discussed in towns and taverns in the 1770s?
4. List some of the reasons why colonists were upset with England.
5. What made the Battle of Bunker Hill a formal battle? What made this battle important for the colonists?

(If you need a break, at minute 7:40 you will see a slide about the Declaration of Independence. Pause here and then you can move on to the remaining questions.)

6. Explain why *both* the British and the Continental Army wanted control of New York City.

7. Why did the British want control of Connecticut and why did they think that they could win?

8. What was the British goal in going to Danbury? Did they achieve that goal?

9. Briefly describe the Battle of Ridgefield. How was Keeler Tavern involved?

10. How did the Battle of Ridgefield affect future battles in Connecticut during the American Revolution?

Name: _____

Date: _____

Activity 3: How Artifacts tell the Story

An **artifact** is an object that was made, modified, or used by humans in the past. When you visit Keeler Tavern Museum & History Center you will see many artifacts. You will also see **reproductions** of artifacts. A reproduction is a present-day copy of an original artifact. Artifacts are used to help teach visitors about the history of the museum, the people who lived there, and the events that happened in Ridgefield. Museums use a variety of ways to communicate information in an exhibit, such as labels on the walls or through tour guides.

Directions: In this activity we are asking YOU to be the **curator** and decide what objects should be on display in the museum to help tell the story of the Battle of Ridgefield. Look through the artifacts Keeler Tavern Museum has that might help illustrate the story of the battle and then use the exhibit planning sheet below to help you!

Artifacts from the Collection at Keeler Tavern Museum & History Center

1. Etching of the Battle of Ridgefield: Printed in England in 1780, this **etching** shows an illustrator's idea of what the battle looked like. The illustrator would have used newspapers and military reports to give him an idea of what happened.



2. Musket Balls: The most frequently used gun during the American Revolution was called a musket – which the English nicknamed “Brown Bess”. A musket uses lead balls as ammunition.



3. Wax Stamp: Stamps were used for a variety of reasons. The Stamp Act was a tax on paper goods. In order to show you paid your tax, the paper you bought was stamped. Wax seal stamps were also used to seal closed letters and military reports.



- Connecticut newspaper telling about the battle from an American perspective: The local newspapers were able to report on the battle quickly after it happened and mentioned the ability of the militia to chase the British to the coast.



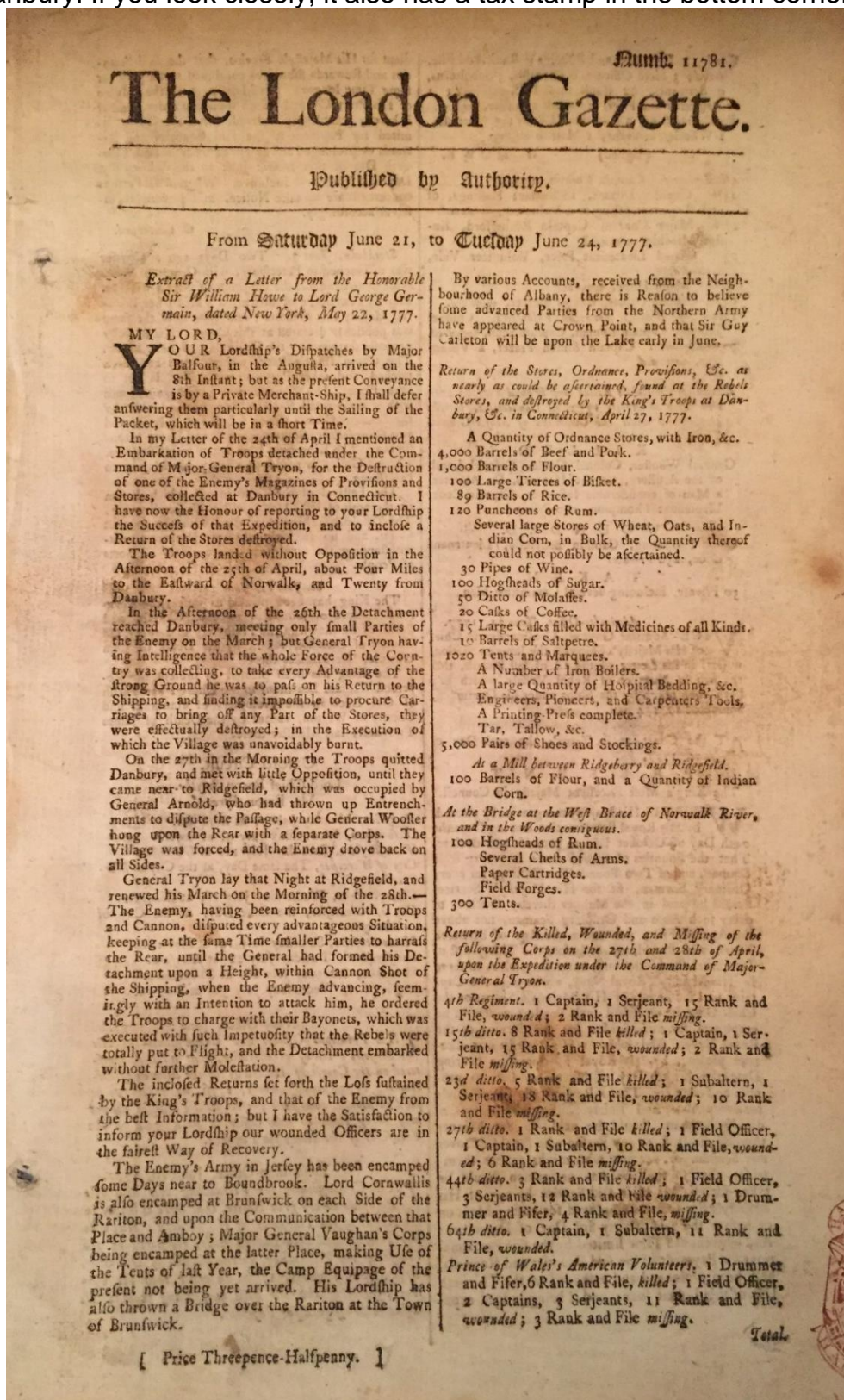
- Cannonball: This cannonball was found in Ridgefield. The cannonball that is stuck in the side of the Keeler Tavern is smaller but similar in how it was made and used.



6. Timothy Keeler's corner chair: The Keeler Tavern Museum & History Center has a few artifacts that belonged to the families that lived in the house. One is this unique corner chair – owned by Timothy Keeler himself!



7. London newspaper telling about the battle from a British perspective. It published the military reports of British troops and listed all of the items they were able to destroy in Danbury. If you look closely, it also has a tax stamp in the bottom corner!



Original newspaper in the collection of the Westport Historical Society.


Exhibit Planning Worksheet

Title of your exhibit: _____

Subject of your exhibit: The Battle of Ridgefield

List at least 3 objects you want to use and describe why they are helpful in telling the story:

Draw a diagram of how you want the exhibit to look:



Name: _____

Date: _____

Activity 4: Be a History Detective - again!

Directions: There are many ways historians or museum professionals can learn about the past. Many times we think **primary sources** are only writings, letters, papers or books. Another way we can learn about the past is from **artifacts** or images. In this activity we are going to ask you to act like a detective – you will have 2 minutes to look at one image and then answer the following three questions. Imagine that this image was left behind with no description so think creatively and build a possible story about what it might be showing us.



Answer these questions after spending 2 minutes look at the image. There are no wrong answers – but every answer must be supported by what you SEE in the image.

1. What is going on in this picture?
2. What do you SEE that makes you say that?
3. What else do you see? (Take a second look and add to your detective work!)

Glossary

Vocabulary in Activities

Artifact: an object made, modified, or used by humans in the past

Reproduction: a present-day copy of an original artifact

Etching: a drawing made by carving into a plate then applying ink to print onto a paper

Exhibit: a public display of items from a collection

Curator: one who has the care of a museum; a keeper or custodian of a collection

Vocabulary in Presentation

Minister – a Christian member of the clergy, similar to a priest or pastor

Lottery – a game of gambling in which a prize is given to the person with the matching digits drawn from a pool of numbers; can also be used to make randomized decisions

Tavern: a place that sold beer and other drinks to be consumed there, sometimes also serving food

Parliament – a governing body in Great Britain similar to Congress in the United States

Representative – one acting in the place of another; in government it is someone who represents an area or group of people in the government's decision making

Propaganda – an effort to spread a particular opinion

Volley – a barrage, a bombardment, or a continuous attack with ammunition

Skirmish – a brief and usually unplanned fight during a war

Self-government – government of a country by its own people, especially after having been a colony

Militia – a military force that is made up of volunteers from a community

Rebel – someone who fights against the leadership of a government

Reinforcements – military actions meant to strengthen a position, can be extra people or a strengthening structure or material

Barricade – an obstruction or means of defense, a barrier

Inland – away from the shore or coast

Pounds (£) – a form of money in Great Britain and other places

Key People

General David Wooster – general of the Connecticut State Militia

General Benedict Arnold – general of the Continental Army at the time of the Battle of Ridgefield

Colonel Ludington – colonel or military leader of the local militia in New York

Sybil Ludington – daughter of Col. Ludington

General Tryon – former governor of New York State, general in the British Army

General Sir William Howe – Commander-in-Chief of the British Army's land forces during the American Revolution

Timothy Keeler – owner of Keeler Tavern in Ridgefield Connecticut

Recommended Reading

Picture Books: George vs. George: The American Revolution as seen from Both Sides by Rosalyn Schanzer, Sybil's Night Ride by Karen B. Winnick

Non-Fiction: Everybody's Revolution by Thomas Fleming, Women Heroes of the American Revolution: 20 Stories of Espionage, Sabotage, Defiance, and Rescue by Susan Casey, Magic Treehouse Fact Tracker: American Revolution by Mary Pope Osborne, The American Revolution for Kids: A History with 21 Activities by Janis Herbert

Fiction: I Survived the American Revolution by Lauren Tarshis, Nathan Hale's Hazardous Tales: One Dead Spy by Nathan Hale, Sophia's War by Avi, Time Enough for Drums by Ann Rinaldi, The American Seeds Trilogy by Laurie Halse Anderson, Sybil Ludington: Revolutionary War Rider by E.F. Abbott, Magic Tree House: Revolutionary War on Wednesday by Mary Pope Osborne

Image Use Information:

All images are from the collection of the Keeler Tavern Museum & History Center unless otherwise noted. Please do not copy and use the images for personal or professional use. They are shared as an educational resource only.